

kids klub

A GUIDE
JUST FOR YOU




A GUIDE JUST FOR YOU

Welcome to Kids Klub. This Kids Klub guide will introduce you to Moki and Pip, our Kids Klub official mascots, and help you learn some interesting things about hearing and hearing aids. You can also share some of the ideas from this guide with your friends, parents and teachers so they can learn more too.

You can visit the Kids Klub web site at www.kidsklub.unitron.com. Kids Klub is the place for kids with hearing aids. Swing on by to play cool games with Moki and Pip, to learn more about hearing aids, and to have fun with some of the puzzles and colouring pages that you print out yourself.

We are glad that you decided to join Kids Klub!







WE ARE OFF ON AN ADVENTURE

Hi. I'm Moki. I'm a squirrel monkey. They call me that because I swing from treetop to treetop. I was born in the Brazilian rainforest, where I live with my friends and family. We feast on yummy flowers and berries – even a juicy bug or two.

I have a hearing loss but my hearing aids help me hear better. The rainforest is so full of amazing sounds – I wouldn't want to miss any of them!

My best friend's name is Pip. Pip is a beautiful parakeet. Together we have heard that in Tympani Jungle there's a secret Kids Klub.

Kids Klub is a great place to learn all about hearing loss and how hearing aids can help. Come and visit Pip and I at **www.kidsklub.unitron.com**.

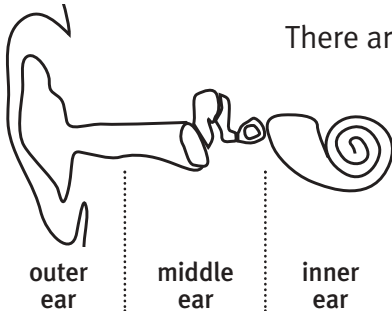
ALL ABOUT HEARING

Most birds (like Pip) and mammals (like you, me and Moki) have ears. We can't see Pip's ears because they are tiny and covered with feathers. Even though Moki's ears stick out quite a bit more, they're a lot like human ears.

You probably have a lot of questions about hearing and ears such as how hearing works and why some people have hearing loss. Don't be afraid to ask lots of questions. Asking questions is how you learn.

How Ears Work

There are three main parts of the ear that get used for hearing:





- The outer ear is the part of your ear you can see. It collects sounds and sends them to the middle ear.
- The middle ear vibrates and makes the sounds stronger.
- The inner ear changes the vibrations into a signal that the brain can understand.

HOW HEARING LOSS HAPPENS

Hearing loss can happen to anyone and happens for different reasons. These include:

- An infection in your middle ear (or a lot of infections when you were little)
- An illness like meningitis, measles or mumps
- An accident that hurt your head
- Hereditary reasons (someone in your family has a hearing loss)
- Something that happened when you were being born
- Listening to too much loud noise







Types of Hearing Aids

There are two kinds of hearing aids that kids wear:

- Behind-the-ear hearing aids (or BTEs) sit behind your ear. BTEs have tubes that bring sounds into the earmolds that fit inside your ear. You most likely use BTEs because your ears are still growing and your hearing may still be changing as you grow.
- In-the-ear hearing aids (or ITEs) sit right inside the outer ears. If you're a teenager whose ears have stopped growing you might wear ITEs – it depends on your hearing and what your audiologist says.

How Your Hearing Aids Work


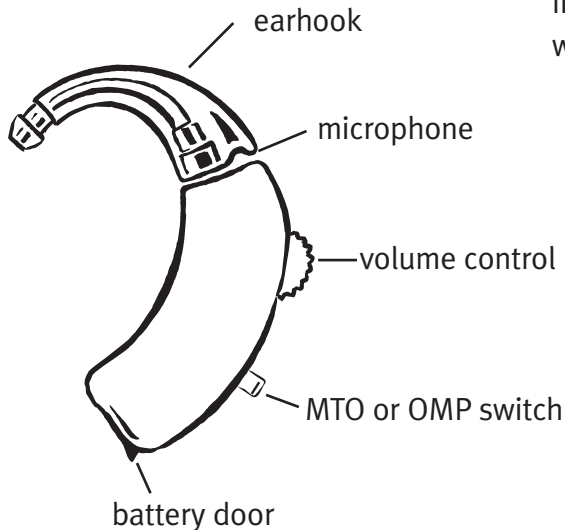
Your hearing aids may be really small but they're really smart too! They're like tiny computers you wear in your ears. Sounds come into your hearing aids and some are made louder so you can hear them.

If you have OTM hearing aids, there is a switch on your hearing aids with three letters on it: O, T and M.

O = Off. switch to O when you take your hearing aids out. If you leave your hearing aids on M when you're not wearing them, the batteries won't last as long.

T = Telephone. switch to T when you want to listen on the telephone.

M = Microphone (which also means On). switch to M when you put your hearing aids in.



If you have OMP hearing aids, there is a switch on your hearing aids with three letters on it: O, M and P.



O = Off. switch to O when you take your hearing aids out. If you leave your hearing aids on M when you're not wearing them, the batteries won't last as long.

M = On. switch to M when you put your hearing aids in.

P = Program. you might have different programs in your hearing aid that you use at different times (for example you might use one program when you are in a noisy place and another when you want to talk on the telephone). Not all kids have different programs but if you do, you can change your programs when you switch to P.


Power for Your Hearing Aids

Your hearing aids use batteries, just like some of your favorite games. Batteries come in different sizes (numbers). Remember what size battery you need because your hearing aid won't work with the wrong size battery.

Batteries can last a few days or a few weeks. If the battery is dead, throw it in the garbage and put in a new battery.

Always carry an extra battery with you. Otherwise if your battery stops working in the middle of the day, you won't be able to hear what's going on around you for the rest of the day. Never leave batteries where little kids or pets might swallow them and get sick.





TAKING CARE OF YOUR HEARING AIDS

Hearing aids are like cats – they don't like to get wet!

Clean the outside of your hearing aids with the brush that came with them or wipe them with a dry tissue. If you see wax inside your hearing aids, ask your parents or your audiologist to help clean them.

Use an umbrella or a hat when you are walking in the rain, and take out your hearing aids when you have a bath or go swimming. Put your hearing aids in a plastic bag or container when you are at the beach.

Also, be careful not to drop your hearing aids.

Taking Care of Your Earmolds

It is important to keep your hearing aid clean, they work better when they are clean. Clean your earmolds at least once a week: right before you go to bed at night is a good time so they can dry overnight.

- Unhook the earmold tubes from your hearing aids.
- Wash the earmolds in warm, soapy water.
- Blow water out of the tubes.
- Let the earmolds dry overnight.
- Put the earmolds back on your hearing aids in the morning.
- If your hearing aids don't sound right, check to make sure there are no drops of water left in the earmolds.



HINTS TO HELP YOU HEAR BETTER

The best thing you can do to hear better is to wear your hearing aids every day, all day (except when you swim or have a bath or go to bed). But did you know there are other things you can do to make hearing easier?

- Tell people about your hearing loss. You can even show them your hearing aids. (No one else should ever wear your hearing aids).
- Don't be afraid to ask people to repeat themselves.
- Tell people to get your attention before speaking to you.
- Turn down the radio or TV when you are talking to someone.
- Practice speech reading. That means lip reading as well as watching people's expressions and body language.
- Practice speech reading by watching TV with the sound turned off.
- Tell people how they can help you hear better. They'll be glad you let them know!

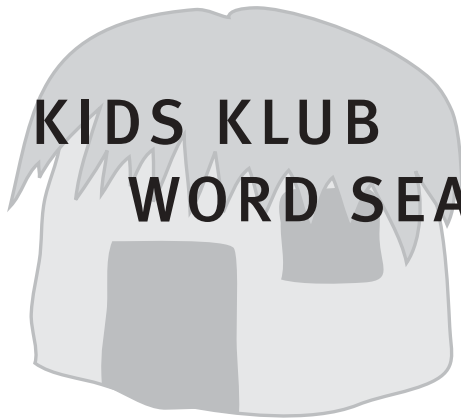


Tips for Others

There are all kinds of things your friends, family, teachers and coaches can do to help you hear and understand them better. You can share these ideas with them:



- When I am wearing my hearing aids, please speak to me in a normal voice. Loud sounds can be uncomfortable.
- When you speak to me, make sure you're no more than six feet away.
- Please avoid background noise when we're talking. Noises like fans, TVs, dishwashers or radios make it harder for me to hear.
- Before you talk to me, look at me to make sure I'm listening to you. Keep facing me and try not to touch your hair or face while we're talking.
- Please don't chew gum when we are talking to each other. This makes it more difficult for me to understand you.
- If I don't understand or hear something, try saying it again using different words. It doesn't always help if you say it again the same way.
- Don't be afraid to ask me questions about my hearing and my hearing aids.



KIDS KLUB WORD SEARCH

athletes
batteries
behind-the-ear
be yourself
earmolds
hearing aids
juicy bug
kids klub
loud noise
microphone
middle ear
Moki

monkey
parakeet
Pip
program
rainforest
sounds
speech
telephone
Tympani Jungle
umbrella
vibrations
yummy flowers

C T E E K A R A P A X R L J C N A Y
A Y M O X T A L L E R B M U L U X E
L M O K I H E A R I N G A I D S A D
F P N I L L P L Y Z R T X C L P B R
L A K D S E V I N X D S L Y V E E S
E N E S F T S N P O N E U B R E B A
S I Y K G E L R S O T R N U A C B E
R J R L S S O Q I S E O O G L H N T
U U Q U Z G L T V S D F R O L O P H
O N D B R C A N I Q P N O S H H R L
Y G E A A R F O L O N I U P C U R S
E L M R B T N T S U T A O O P L O H
B E H I N D T H E E A R X W S T W S
R N V F U P O E A L C T S I V Y Z S
E O I O L K X G R I K L N N U L T R
Z P L H N T L A M I D D L E E A R L
J Y U M M Y F L O W E R S P B A I N
R Y E N O H P E L E T S Z L U S O B
C A L H N P R Z D N O P W X N T N R
Y X B G O R O Q S A B X W N A S O P

BE YOURSELF!



Millions and millions of people around the world use hearing aids. Lots of kids use hearing aids and so do famous people. Did you know that many famous athletes, movie stars, and rock stars use hearing aids? A hearing loss didn't hold them back from doing exactly what they wanted to do – and it won't stop you either!

Moki and Pip are glad that you decided to join Kids Klub. Visit the Kids Klub web site at www.kidsklub.unitron.com to learn more about hearing and to have a great time playing games with Moki and Pip!



www.kidsklub.unitron.com

