

shift™

Make the move



shift™

Styled for Passport™

Signature features

SmartFocus™	Provides clients with real-time breakthrough control over the combination of four adjustable parameters: <ul style="list-style-type: none">• Microphone strategy• Noise reduction• Speech enhancement• Overall gain Parameters are customizable in both the autoPro4 and manual programs
Self Learning	Gradually and intelligently learns client preferences for smartFocus parameters and volume control in the automatic program
LearnNow™	Instantly captures and learns client indicated preferences for smartFocus parameters and volume control in the automatic program LearnNow functionality available with Smart Control
AutoPro4™	Enhanced – Allows clients to experience superior automatic performance with fast, smooth transitions Ability to learn additional hearing instrument parameters through smartFocus, provides more precise customization of automatic program performance
Feedback Management System	Enhanced – Offers adjustable strengths to suppress various degrees of feedback and provides more usable gain
Data Logging	Enhanced – Records usage data including smartFocus and volume control changes in the automatic and manual programs

Additional features

Channels	20
Programs	Automatic + up to 3 manual programs
Processing Scheme	WDRC
Microphone Options	Omnidirectional, fixed directional, and multiband adaptive directional
Speech Enhancement LD	Level dependent – Provides additional gain in bands where speech is the dominant signal
Noise Reduction	Provides gain reduction in bands where noise is the dominant signal
AntiShock™	Eliminates discomfort from sudden impulse noises
Wind Noise Manager	Intelligently reduces gain in channels where wind noise is predominant
Telecoil	For use with compatible telephones and assistive listening devices
MyMusic™	Enhances the experience of listening to music by bringing out rich full tones

Accessories

Smart Control	A hand-held remote control provides access to an array of adjustable parameters, including smartFocus and learnNow
---------------	--

Are you ready for this?

When it comes to hearing instruments many of us have set assumptions about what is presently possible. Shift™ the way you think. You can provide your clients with an unprecedented hearing experience that incorporates leading edge technologies, including sophisticated features and functions, into an ultra-small 10A CRT (Canal Receiver Technology) that takes style to a whole new level.

That means you can give your clients the look they want and the features they need with exceptional ease of use. Make the move today – and see how Shift is changing the way people hear.

Small is substantial

With Shift you can offer your clients a full set of highly advanced features in an ultra-small BTE, redefining what's possible. With an impressive array of breakthrough innovations and proven purpose-driven features, combined with the ability to fine-tune listening preferences, your clients can now experience remarkable hearing in a very discreet instrument. Shift is unnoticeable to the eye, but incredible to the ear.

- **SmartFocus™** gives your clients unprecedented control with real time adjustments over the combination of four parameters: microphone strategy, speech enhancement, noise reduction and overall gain. The ability to customize smartFocus promotes clearer, more engaging communication for your clients.
- **AutoPro4™** combined with smartFocus provides superior automatic performance, fast, smooth transitions and more precise customization in all four destinations.
- The **advanced feedback management system** can be adjusted to suppress various degrees of feedback to provide more usable gain.
- **Self Learning** captures client preferences for smartFocus and/or volume control adjustments over time. This intelligent feature remembers changes in the automatic program when clients encounter similar listening environments.
- Learning is further accelerated with **learnNow™** on the Smart Control remote. With learnNow clients instantly capture specific adjustments to the automatic program to improve listening satisfaction.


Tungsten

Opal

Ivory

Style is smart


Shift delivers a pleasing style that blends well with any look. Shift allows your clients to express their personal style through color choices, yet it is virtually invisible behind the ear. And with smartFocus, a breakthrough technology, Shift gives your clients the benefit of real-time control providing an unparalleled hearing experience – and a shift beyond the expected.

A close-up of a silver, metallic hearing aid shell with a reflective surface.

Silver Mist

A close-up of a blue, textured hearing aid shell with a grid-like pattern.

Polaris Blue

A close-up of a purple, textured hearing aid shell with a scale-like pattern.

Aubergine

A close-up of a yellow, textured hearing aid shell with a fine, granular texture.

Champagne

Change is good

With Shift you will be able to meet your clients' style preferences with ease and convenience by interchanging shells quickly, right on your premises. And with up to 80 color combinations available, your clients can choose to be bold or discreet with options designed to match skin tone, hair color, personal style or any aesthetic preference.



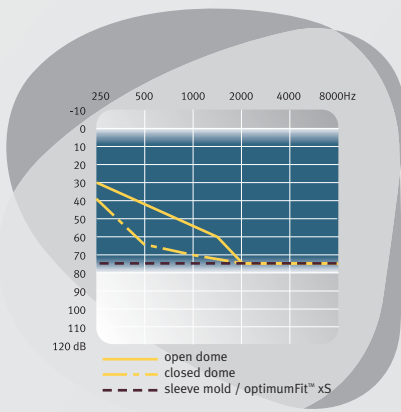
Tech-savvy is simple

OnBoard™ control

The OnBoard™ control button can be used as a volume control or program button. Easy to use and having the choice, makes it twice as smart.

Smart Control

Smart Control enables clients to discreetly adjust various functions of their hearing instruments. With the hand-held control of smartFocus, volume and program selection along with learnNow, your clients have the freedom to adjust settings quickly and easily.



Form has function

Standard Receiver (xS) for instant fit

- Very discreet
- Standard CRT receiver comes in 4 lengths
- Open dome, closed dome, power dome and sleeve mold options available
- Maximum output 109dB, Maximum gain 44dB
- Fits mild to moderately severe hearing losses, up to 75 dB HL



Open dome



Closed dome



Power dome



Sleeve mold

OptimumFit™ xS for the best in-the-ear fit

Precise adjustments of the tube length are made easily and allow for an optimized comfortable fit that is almost invisible.

- Maximum comfort and discretion with optimal fit on the ear

- Simple and easy fittings
- Customized mold
- Choice of venting
- Offers same fitting range as a standard receiver
- Fits small ear canals



OptimumFit™ xS





Aubergine



Polaris Blue



Opal



Tungsten



Stone



Silver Mist



Mica Beige



Cocoa



Champagne



Ivory

Shown actual size. Colors may not be exact.

We care deeply about people with hearing loss and the professionals who support them. Together we pursue fresh and imaginative ways to improve lives, in both great and small ways, and we make these advances available to everyone. This purpose-driven innovation is a priority in everything we do.